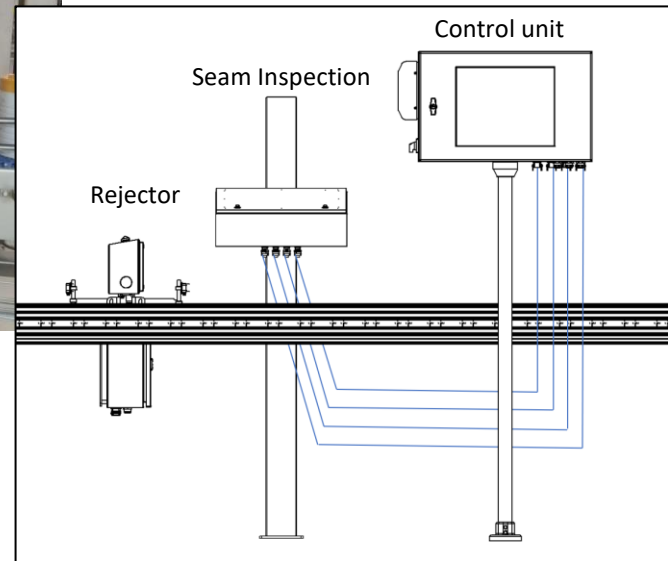


Seam Inspection information & images

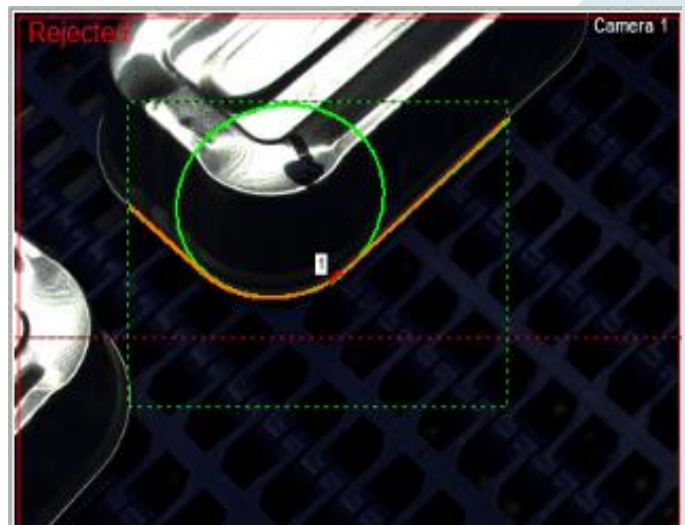



Several Critical (double) Seam Defect can be identified:


- Seam dents
- Droops/Vee
- Cut Seam
- Knocked down flange
- Incomplete seam
- False seam
- Tight/loose Seam
- Cut down seam
- Seam spinner / Turned corner
- Compound leaking



Above an example of a start-end seal fault that from top appears as a “dark spot”; rectangular fish can at its long straight side.



Above example images of how rectangular food cans, in this containing fish cans, are viewed by our In-Line Seam Inspection Unit; in addition to round food cans.



Above example images of infant formula can both the operator view and the actual can with a bad seam



Quality4food, Markt 6, 6088 BP Roggel, The Netherlands, Tel: +31 6 46281669
www.quality4food.com info@quality4food.com